

INSTALLATION INSTRUCTIONS FOR COLLAPSIBLE ROLL OVER WATER RETENTION STRIPS (CRWRS) (ROLL-IN SHOWER APPLICATION)

Always store CRWRS flat in a warm dry area. Avoid excess heat and freezing temperatures.

INSTRUCTIONS

- 1** : Determine position of CRWRS on threshold lip (see fig. 1).
- 2** : Clean threshold lip where CRWRS is to be installed with rubbing alcohol or equal solvent.
- 3** : Carefully peel the protective covering off CRWRS (see fig. 2) and press down into place.
- 4** : Caulk inside seam of CRWRS with clear silicone caulking equal to "GE SILICONE II" (see fig. 3).
- 5** : Allow CRWRS to sit overnight before turning water on. (see fig. 4)

FIGURE 1

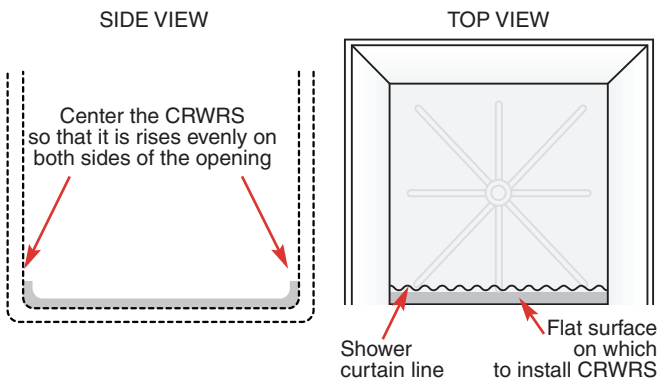


FIGURE 2

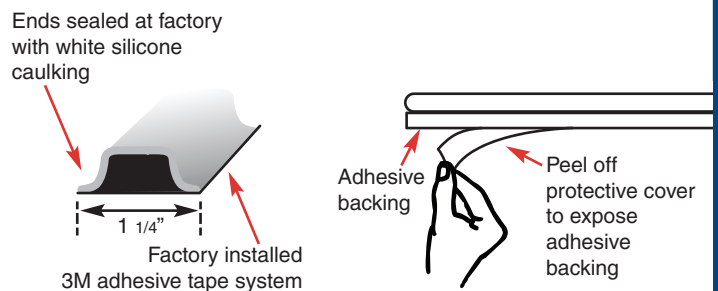


FIGURE 3

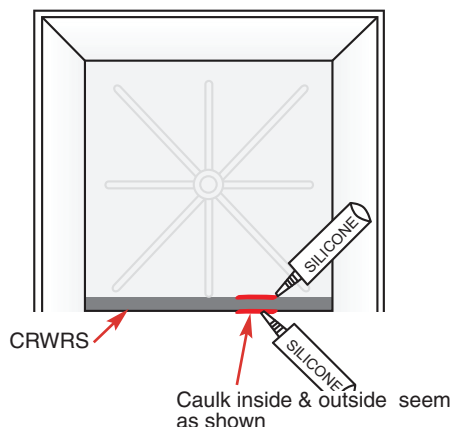


FIGURE 4

